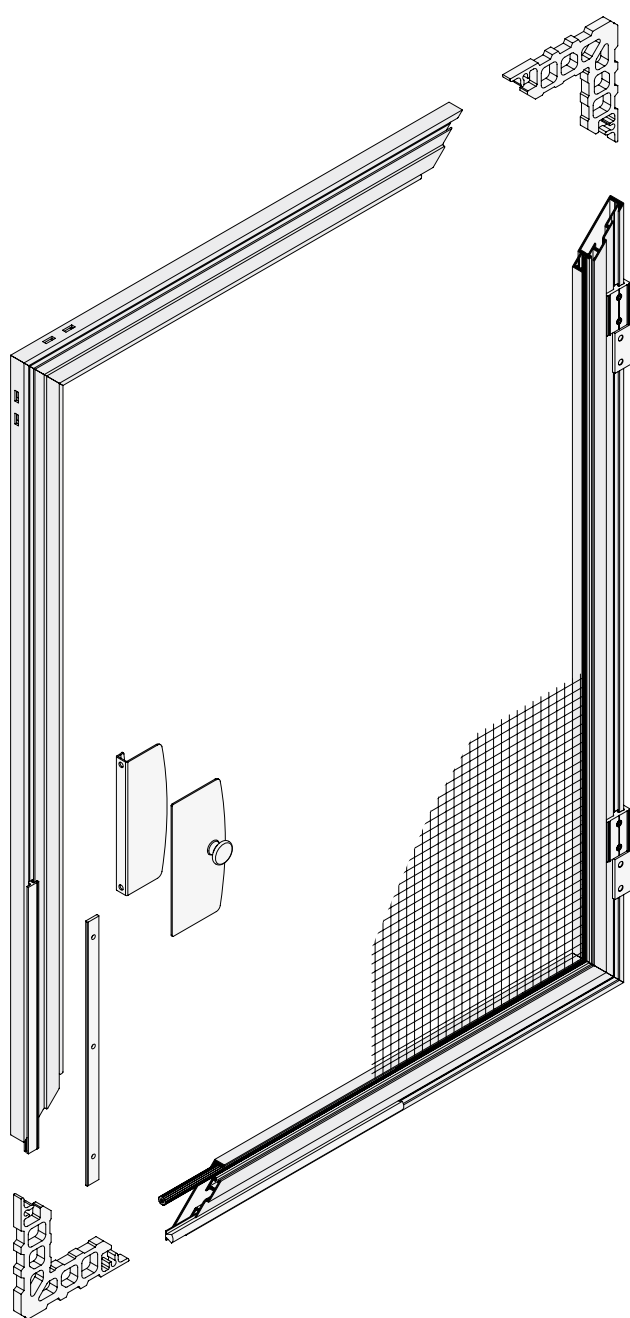
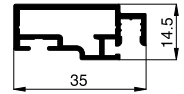


Hinged screens for windows DF3 and DF4 (Variant DF3/1 shown)

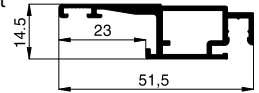


SCREEN PROFILES

The extra sturdy curved contour profile 10 35 02 is used for the hinged screen of the DF3 series.



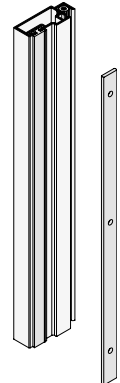
The profile 10 36 04 that is also very robust is used for the hinged screen of the DF4 series.



CLOSURE

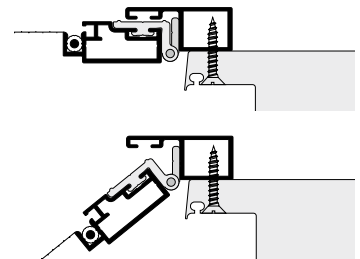
A concealed double-sided magnetic strip (with frame for mounting) or a magnetic strip with a stainless steel strip as a counterpart (without frame) is used as a closure. This ensures that the hinged screen will fit tightly even on slightly distorted windows.

A self-adhesive magnetic strip can also be used instead of the counterpart stainless steel strip.



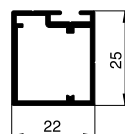
HINGED SCREEN FOR OPENING TO THE INSIDE

The mounting frame 10 35 21 can be used to install hinged screens opening to the inside.



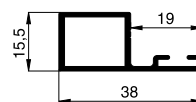
THE MOUNTING FRAME 10 35 31

If the installation space is cramped so that neither the hinged screen without mounting frame nor the hinged screen with mounting frame 10 35 21 can be used, the hinged screen with mounting frame 10 35 31 must be used. It is installed from outside to the reveal or directly on the roller blind guide channel and there it can be sealed.



THE MOUNTING FRAME 10 35 21

The mounting frame 10 35 21 has a slim design so that it can even be installed between the window and the roller blind guide channel.



BAR FROM 1800 mm HEIGHT/WIDTH

A bar that splits the mesh is used for reinforcement from 1800 mm height/width.

