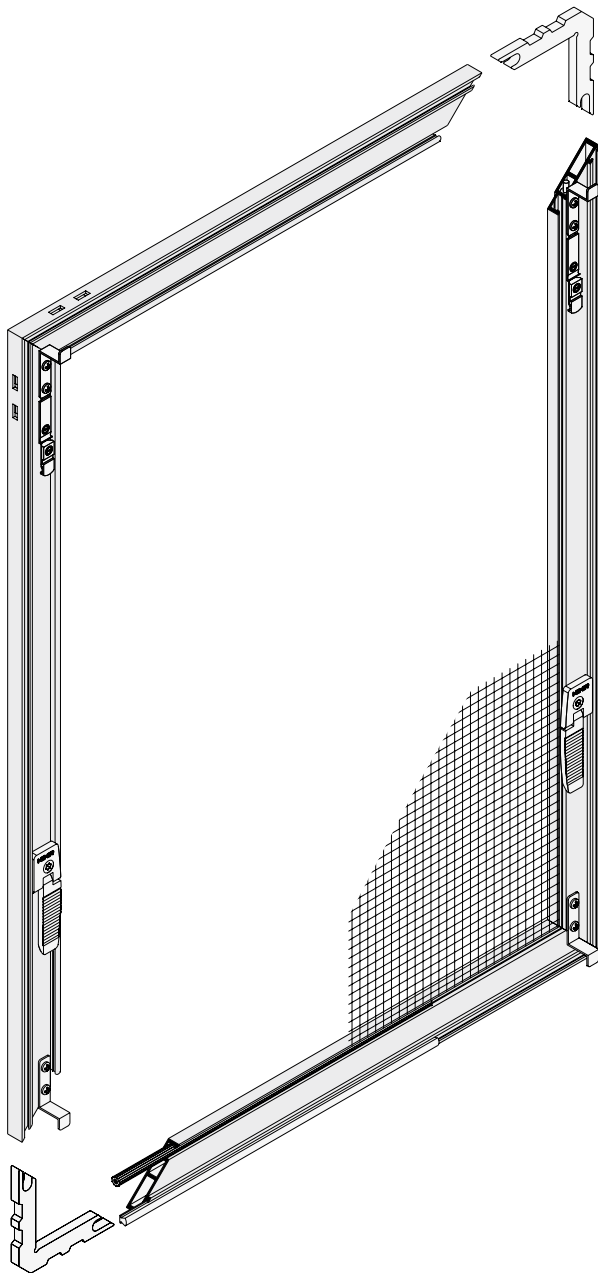


Framed insect screen for windows

Insect screens

Framed screen SP2 spring-supported (Variant SP2/1 shown)

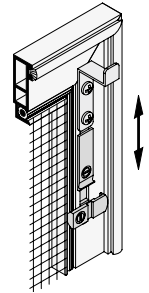
WITH SCREW PLATES



FIXATION: SPRING-LOADED PLATE

The upper spring holder presses the stainless steel plate against the cover frame rebate. This ensures that the framed screen fits tight and does not rattle in the window.

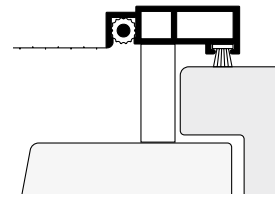
The framed screen can be secured in addition with a locking device at the spring holder.



SEALING

The framed screen has a PP brush pile seal inside towards the cover frame. Various brush sizes can compensate unevenness, e.g. frame offset etc.

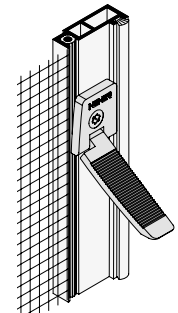
The PP brush pile seal also protects the window against scratches and prevents rattling in strong winds.



HANDLE

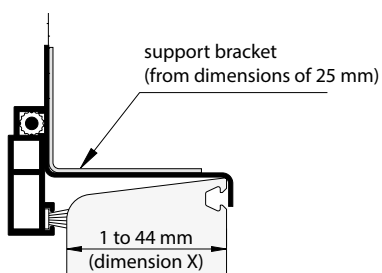
The internal hinged handle is made of a special plastic material that is extremely resistant to breaking.

The easy-to-use handle is available in 6 standard colours, is delivered colour-matched to the frame colour and it is not visible from the outside.



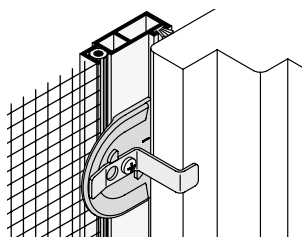
EXTENSION BRACKET

The extension bracket is used to bridge even cover frame rebates up to 44 mm.



SIDE RETENTION

The framed screens of the SP2 series can be equipped with a side retention if required.



BAR FROM 1500 mm HEIGHT/WIDTH

From a height/width of 1500 mm, a bar can be used for mesh reinforcement that does not split the mesh.

If requested, the bar need not be installed with a height/width of 1500 mm to 1900 mm (series SP4/...).

