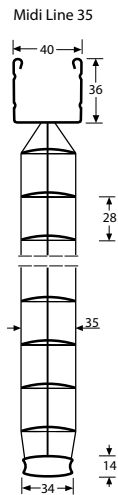
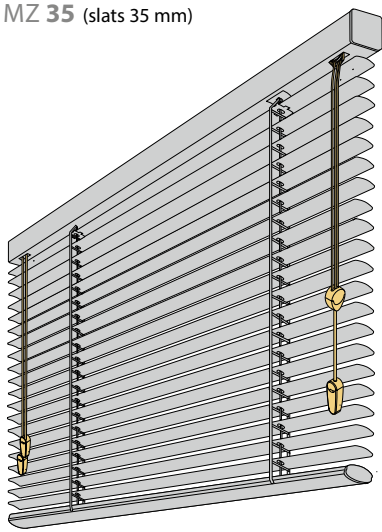


Pull cord / turning cord

MZ 35 (slats 35 mm)



- Customization
- Slat width 35 mm
- Slat thickness 0.22 mm
- Free-hanging installation with fixed top profile and adjustable bottom profile
- Pull cord and turning cord
- Operating side left, right
- Operating side split (pull, turning cord left or right)
- Control length freely selectable
- **Also available with turning rod**
- Colour-matched top, bottom profiles
- **Ladder cords** available, width 19 mm
- Plastic parts transparent, colour-matched cords
- Lifting cord 1.4 mm
- Turning cord 2.2 mm
- Top fixation with wall / ceiling fixing bracket with quick-lock
- Cord guiding for an extra charge

RANGES OF SIZE

35 mm slats

Min. width	36 cm
Max. width	400 cm
Max. height	300 cm
Max. area	9 m ²

BUNCH HEIGHTS

35 mm slats

Installation height	Bunch height
100 cm	ca. 8.0 cm
150 cm	ca. 9.0 cm
200 cm	ca. 11.0 cm
250 cm	ca. 13.0 cm
300 cm	ca. 14.0 cm

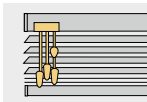
35 mm slats

With ladder cord

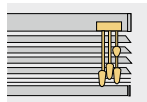
Installation height	Bunch height
100 cm	ca. 9.0 cm
150 cm	ca. 11.0 cm
200 cm	ca. 13.0 cm
250 cm	ca. 15.0 cm
300 cm	ca. 17.0 cm

OPERATION OPTIONS

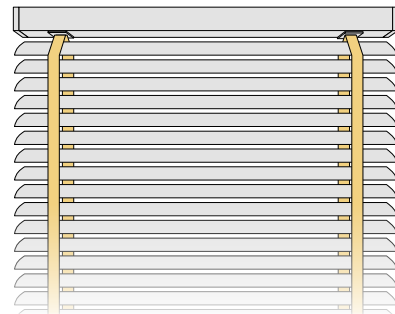
left



right



split



LADDER CORD COLOURS



Colour No. 040 black



Colour No. 001 white



Colour No. 110 mustard yellow



Colour No. 290 auburn



Colour No. 020 grey



Colour No. 190 cream



Colour No. 090 copper



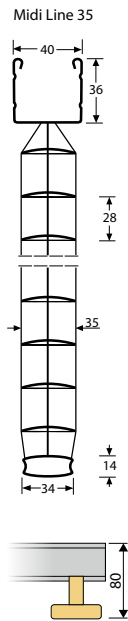
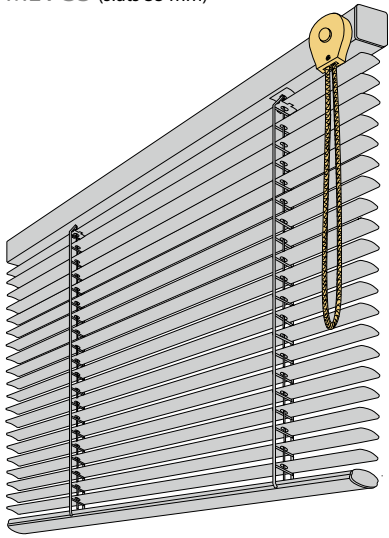
Colour No. 060 brown

Midi Line

Venetian blinds

Endless cord - front

MEV 35 (slats 35 mm)



- Customization
- Slat width 35 mm
- Slat thickness 0.22 mm
- Free-hanging installation with fixed top profile and adjustable bottom profile
- Endless cord operation (cord exit - front)
- Gear 2.7 : 1, light grey
- Operating side left or right
- Control lengths 75, 100, 125, 150, 175, 200, 225, 250, 275, 300, 350, 400, 450, 500 cm
- Colour-matched top, bottom profiles
- Plastic parts transparent, colour-matched cords
- Lifting cord 1.4 mm
- Top fixation with wall / ceiling fixing bracket with quick-lock
- Cord guiding for an extra charge

RANGES OF SIZE

35 mm slats

Min. width	45 cm
Max. width	400 cm
Max. height	300 cm
Max. area	10 m ²

BUNCH HEIGHTS

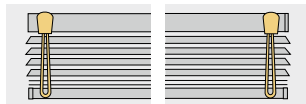
35 mm slats

Installation height	Bunch height
100 cm	ca. 8.0 cm
150 cm	ca. 9.0 cm
200 cm	ca. 11.0 cm
250 cm	ca. 13.0 cm
300 cm	ca. 14.0 cm

OPERATION OPTIONS

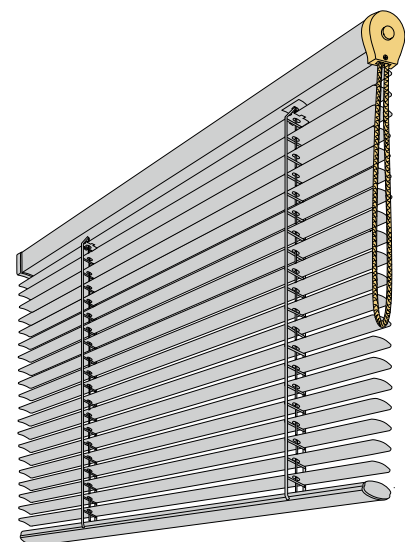
left

right



Endless cord at side

MES 35 (slats 35 mm)



- Customization
- Slat width 35 mm
- Slat thickness 0.22 mm
- Free-hanging installation with fixed top profile and adjustable bottom profile
- Endless cord operation (cord exit - at side)
- Gear 2.6 : 1, light grey
- Operating side left or right
- Control lengths 75, 100, 125, 150, 175, 200, 225, 250, 275, 300, 350, 400, 450, 500 cm
- Colour-matched top / bottom profiles
- Plastic parts transparent, colour-matched cords
- Lifting cord 1.4 mm
- Top fixation with wall / ceiling fixing bracket with quick-lock
- Cord guiding for an extra charge

RANGES OF SIZE

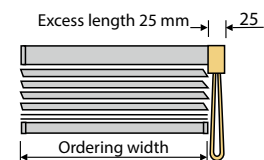
35 mm slats

Min. width	45 cm
Max. width	400 cm
Max. height	300 cm
Max. area	10 m ²

BUNCH HEIGHTS

35 mm slats

Installation height	Bunch height
100 cm	ca. 8.0 cm
150 cm	ca. 9.0 cm
200 cm	ca. 11.0 cm
250 cm	ca. 13.0 cm
300 cm	ca. 14.0 cm




Note excess length of gear!

OPERATION OPTIONS

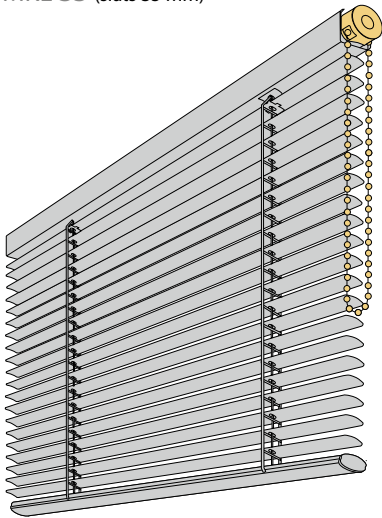
left

right

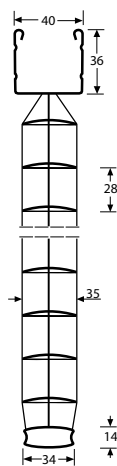


Chain

MKE 35 (slats 35 mm)



Midi Line 35



- Customization
- Slat width 35 mm
- Slat thickness 0.22 mm
- Free-hanging installation with fixed top profile and adjustable bottom profile
- Chain operation (chain exit at side)
- Gear 3.25 : 1, white
- Operating side left or right, control lengths are available in 20 cm steps from 60 to 600 cm.
- Colour-matched top / bottom profiles
- Plastic parts transparent, colour-matched cords
- Lifting cord 1.4 mm
- Top fixation with wall / ceiling fixing bracket with quick-lock
- Cord guiding for an extra charge

RANGES OF SIZE

35 mm slats

Min. width	45 cm
Max. width	400 cm
Max. height	300 cm
Max. area	10 m ²

BUNCH HEIGHTS

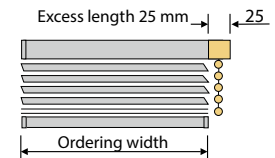

35 mm slats

Installation height	Bunch height
100 cm	ca. 8.0 cm
150 cm	ca. 9.0 cm
200 cm	ca. 11.0 cm
250 cm	ca. 13.0 cm
300 cm	ca. 14.0 cm

OPERATION OPTIONS

left

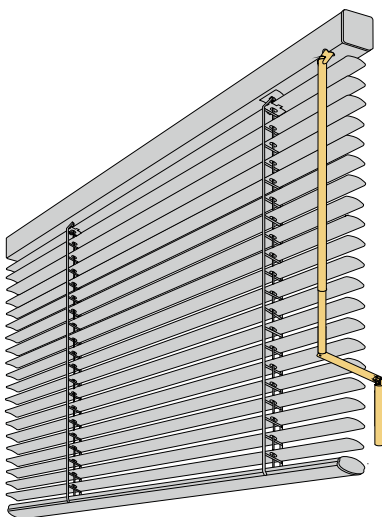
right



Note excess length of gear!

Crank

MKU 35 (slats 35 mm)



- Customization
- Slat width 35 mm
- Slat thickness 0.22 mm
- Free-hanging installation with fixed top profile and adjustable bottom profile
- Crank operation, removable crank for an extra charge
- Crank length as required max. 300 cm, silver
- Colour-matched top, bottom profiles
- Plastic parts transparent, colour-matched cords
- Lifting cord 1.4 mm
- Top fixation with wall / ceiling fixing bracket with quick-lock
- Cord guiding for an extra charge

RANGES OF SIZE

35 mm slats

Min. width	45 cm
Max. width	400 cm
Max. height	300 cm
Max. area	10 m ²

BUNCH HEIGHTS


35 mm slats

Installation height	Bunch height
100 cm	ca. 8.0 cm
150 cm	ca. 9.0 cm
200 cm	ca. 11.0 cm
250 cm	ca. 13.0 cm
300 cm	ca. 14.0 cm

OPERATION OPTIONS

left

right

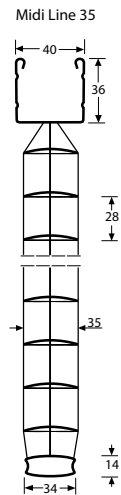
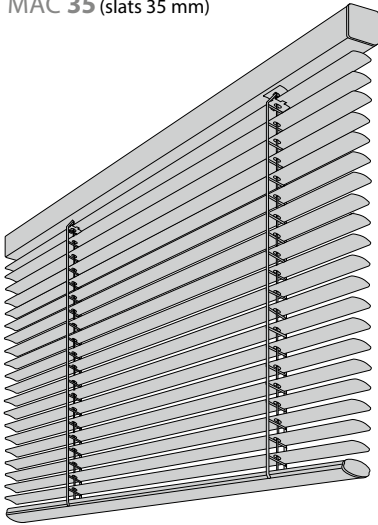


Midi Line

Venetian blinds

Motor 230 V

MAC 35 (slats 35 mm)



- Customization
- Slat width 35 mm
- Slat thickness 0.22 mm
- Free-hanging installation with fixed top profile and adjustable bottom profile
- Motor operation (motor inside the top profile)
- Cage motor 230 V, power consumption ca. 150 W with integrated thermal protection
- Connection via premounted Hirschmann connector and cable socket
- Limit switch (mushroom push button) for upper limit position / fixed bottom limit position
- Cable exit left or right
- (Operation, e.g. switch, radio, group control, see electric accessories 230 V)
- Colour-matched top / bottom profiles
- Plastic parts transparent, colour-matched cords
- Lifting cord 1.4 mm
- Top fixation with wall / ceiling fixing bracket with quick-lock
- Cord guiding for an extra charge

RANGES OF SIZE

35 mm slats

Min. width	66 cm
Max. width	400 cm
Max. height	300 cm
Max. area	8.0 m ²

BUNCH HEIGHTS

35 mm slats

Installation height	Bunch height
100 cm	ca. 8.0 cm
150 cm	ca. 9.0 cm
200 cm	ca. 11.0 cm
250 cm	ca. 13.0 cm
300 cm	ca. 14.0 cm



Please use only the original control parts because of the integrated limit switching. Damage due to third-party products are excluded from warranty.

OPERATION OPTIONS

left

right

